

Fishing in Sweden



SportFiskarna

Funded by the Swedish Environmental
Protection Agency (Naturvårdsverket)

Fishing in Sweden

Fishing is a fun and exciting pastime that can be enjoyed all year round. In Sweden, everyone has access rights in the outdoors through what is called the Right of Public Access.

Although access rights do not extend to fishing, they make it easy for you to reach fishing waters and find the perfect spot. Your rights and responsibilities are explained here along with some useful tips on fishing in Sweden.



The Right of Public Access provides great opportunities for responsible open-air recreation and tourism.



2

The Right of Public Access

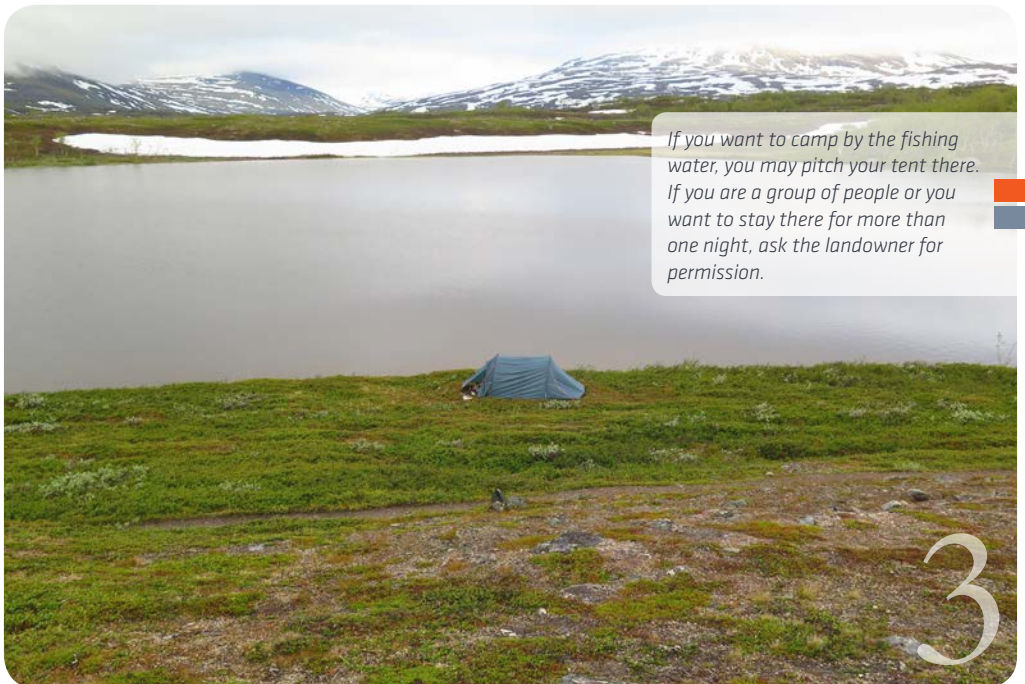
In Sweden, the Right of Public Access is codified in the constitution. You can spend as much time as you like in the outdoors as long as you don't disturb, damage or destroy. Remember that you must always leave the site as you find it, for the sake of the natural environment and so that others can enjoy it too. In Sweden, it is an offence to leave litter. When you leave the site, take all waste fishing line and other rubbish with you.

As well as not disturbing wild birds, animals and plants, it is important to think about other people around you. Act with courtesy and consideration when you are close to a house and do not enter anyone's garden.

Never take a route if there is a risk of causing damage to the land, such as where crops are growing or have been sown. This is trespassing, which is a criminal offence under Swedish law.

You may moor at a jetty or shore for a short time, provided the jetty does not adjoin the grounds of someone's house and you are not in the landowner's way.

If there is not enough room for several of you to fish at the same site, the person who got there first can fish there first. Respect other anglers and keep an appropriate distance away from one another.



If you want to camp by the fishing water, you may pitch your tent there. If you are a group of people or you want to stay there for more than one night, ask the landowner for permission.

The Right of Public Access extend to use of boats too. Remember not to disturb others by making unnecessary noise or high waves. When you are using a boat, you are expected to know the rules and regulations that apply for the waterway you are on.

Unlike boat traffic, access rights are limited for vehicles on land. The Right of Public Access mainly grants a right of access on foot. Always respect that you do not have the right to drive on private roads and remember that any kind of off-road driving is not allowed.

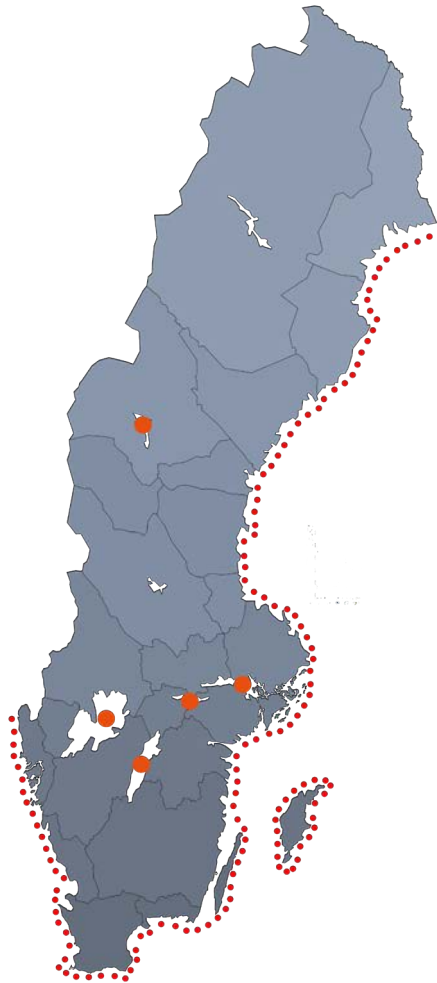
Driving on an ice-covered lake is allowed, but the right to do so may be restricted if the site is popular for ice-skating, ice-fishing and other outdoor activities.

The traffic regulations for roads on land also apply when driving on “winter roads” on the ice.

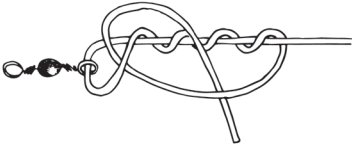
Fishing waters

Whether you are Swedish or not, you are allowed to fish with a rod, line and hook, along Sweden’s coast and in lakes Vättern, Vänern, Mälaren, Hjälmaren and Storsjön in the county of Jämtland (shown on the map).

If you want to fish elsewhere, in so-called private waters, you must check whether fishing is allowed and then ask the owner of the fishing rights for permission. You can purchase a fishing permit for many different lakes and waterways at www.fiskekort.se and www.ifiske.se.



Simple fishing knot



Always remember when tying a knot to moisten your line before pulling tight!


Fishing methods

Whichever fishing method you use, it is important to remember not to take more fish than you need! If you intend keeping the fish, kill it immediately and keep it in a cool place until you cook it. Information about minimum sizes and catch limits is available at www.svenskafiskeregler.se.

Angling

Angling can be as simple or as challenging as you wish. The basic tackle is a rod, line, sinker and hook. Place the sinkers so that the float is weighed down until just the top is visible above the surface of the water. When you see the float disappear below the surface, jerk the rod upwards to set the hook in the fish's mouth.

You can use worms, maggots, caterpillars, sweetcorn, dough, prawns, bread or pieces of fish as bait.



Spin fishing

Spin fishing involves casting out the lure and reeling it in so that fish are tempted to strike. Spin fishing is a reliable method in almost all lakes.

You can use many kinds of lures for spin fishing, such as spinners, spoons, wobblers and jigs.

Spinners are easy to cast and are a good lure for many types of fish. Fish at different depths and try reeling in at varying speeds.

Ice fishing

Ice fishing is done on a frozen lake, normally using pirks or mormyshka jigs.

Drill a hole in the ice, let the line out until you feel the lure hit the bottom and then reel it up about five centimetres. Then give the line a slight jerk about every five seconds until you hook a fish.

If there hasn't been any activity for a while, let the lure hit the bottom a few times, or quite simply drill a new hole and try your luck there.

The ice must be at least ten centimetres thick for it to be safe to walk on. Never go out on the ice alone. Always wear ice-prods and take an ice pick and a long rope with you. Always keep your mobile phone inside a waterproof case.



Four of our most common fish

Perch

You can fish for perch in both the summer and winter using any method of fishing. You'll often find them near rushes and reeds, outcrops and mouths of streams. Perch can be caught using worms, spinners, poppers, jigs and pirks.



Roach

Fish close to the shore, preferably where there are rushes and reeds. Use worms, bread, maggots or sweetcorn on a small hook. Roach is tasty when smoked or made into fish balls.

Pike

The best time to fish for pike is the autumn, winter and spring. Fish next to shore reeds, or from outcrops and rocks that drop into deep water. Use spoons, poppers, spinners and jigs. Always return large pikes to the water and check whether there are any special rules for the waters where you will be fishing.



Brown trout

Brown trout come in many forms depending on the environment in which they live. The different forms are called sea trout, lake trout and river trout. The easiest way to catch brown trout is using spoons, sea wobblers or flies. It is possible to fish for sea trout during the spring, autumn and winter along the coast. River trout are fun to catch with worms.



The Right of Public Access

www.allemansratten.se

Fishing permits

www.fiskekort.se

www.ifiske.se

Regulations

www.svenskafiskeregler.se

Rare and protected species

www.havochvatten.se

Contact details to all administrative boards

www.lansstyrelsen.se

Tips for anglers

www.sportfiskarna.se

Ice safety

www.issakerhet.se



Sportfiskarna

Funded by the Swedish Environmental
Protection Agency (Naturvårdsverket)